



第二单元 20 以内的退位减法

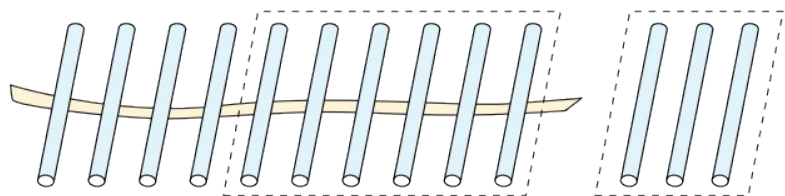
第 1 课时 十几减 9

一年级数学下册
(RJ)



新领程同步作业课件

1 “13 - 9”可以怎样计算？想一想，算一算。

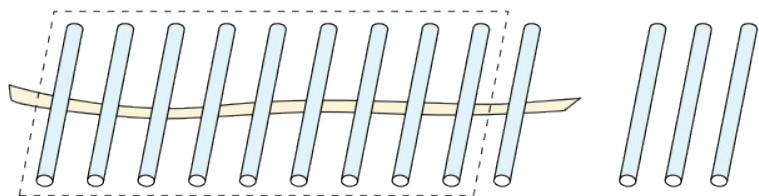


$$13 - 9 = \square$$

Diagram showing the decomposition of 9 into 3 and 6. A vertical line connects 13 to a box below it. An arrow points from the box to the 3 in the decomposition of 9.

$$13 - 3 = \square$$

$$\square - \square = \square$$

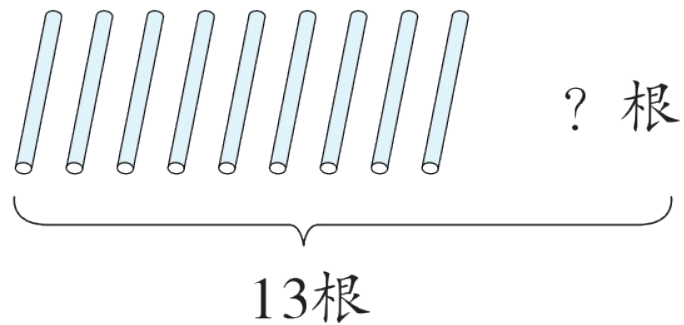


$$13 - 9 = \square$$

Diagram showing the decomposition of 13 into 3 and 10. A vertical line connects 13 to a box below it. An arrow points from the box to the 9 in the subtraction problem.

$$10 - 9 = \square$$

$$\square + \square = \square$$



想：9加几等于13？

$$9 + \square = 13$$

$$13 - 9 = \square$$

2 看图填一填。



$$9 + 3 = \square$$

$$12 - 9 = \square$$



$$9 + 6 = \square$$

$$15 - 9 = \square$$

新领程

3 连一连。

$18-9$

$17-9$

$11-9$

$16-9$

$14-9$



新领程

4 (素养提升) 体育课上,有 18 个人站成一队做操。乐小新的前面有 9 个人,他的后面有()个人。(用 \bigcirc 代替人画出你的思考过程)





关注“优翼丛书”小程序

更多优质好课等你来



更多教学资源，敬请关注 www.youyi100.com