


Lesson 5

词汇·积累练


一、仔细看图，在四线格中写出不是一类的单词。注意书写格式。(30分)

1. INCLUDEPICTURE "F:\\word 资源\\全练三年级英语下人教版新版\\桃

5.tif" * MERGEFORMATINET   INCLUDEPICTURE "F:\\word 资源\\全练三年级英语下人教版新版\\苹果 4.TIF" * MERGEFORMATINET






peach desk apple



crayon marker car

3. INCLUDEPICTURE "F:\\word 资源\\全练三年级英语下人教版新版\\气球

5.tif" * MERGEFORMATINET   

balloon Chinese book English book

语句·应用练

二、小小翻译家。在正确的译文后打“√”。(30分)

1. 桌子上是什么?

A. What's on the desk? ()

B. What's on the chair? ()

2. 出示你的语文书。

A. Show me your Chinese book.() B. Show me your English book.()

3. 多漂亮啊!

A. How nice! ()

B. How big! ()

4. 看看我的新椅子。

A. Look at my new chair.()

B. Look at my new desk. ()

5. 我能看看它吗?

A. Can I look it? ()

B. Can I see it? ()

6. 你好, 凯特! 我们一起去上学吧。

A. Hello, Kate! Let's go to school.()

B. Hello, Kate! Let's go home.()

情景·交际练

三、给下列图片选择对应的英文句子, 只填序号。(40分)




1.()



2.()



3.()



4.()



5.()

A. Show me your marker.

B. Touch your desk.

C. Show me your English book.

D. Touch your chair.

E. Show me your Chinese book.

答案全析全解

一、 1. desk 2. car 3. balloon

二、 1.A 2.A 3.A 4.A 5.B 6.A

三、 1.A 2.E 3.C 4.B 5.D