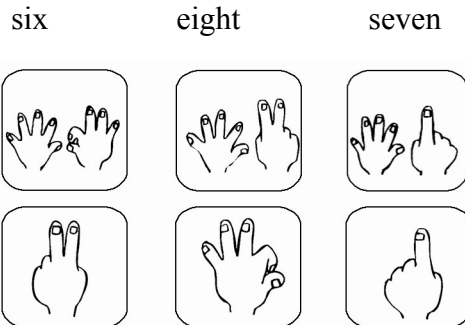


## Lesson 9

### 词汇·积累练

一、把单词和相应的图片连起来。(36分)




one two three

二、我是小小数学家。(20分)

( ) 1. INCLUDEPICTURE "C:\\Documents and Settings\\Administrator\\桌

面\\4只鸡.tif" \\\* MERGEFORMATINET  + INCLUDEPICTURE "C:\\Documents and Settings\\Administrator\\桌面\\WD4只鸡.tif" \\\*

MERGEFORMATINET  = \_\_\_\_\_

A . seven      B . eight


( ) 2. INCLUDEPICTURE "C:\\Documents and Settings\\Administrator\\桌

面\\3个篮球.tif" \\\* MERGEFORMATINET  × 2 = \_\_\_\_\_

A . six    B . eight

( )3. INCLUDEPICTURE "C:\\Documents and Settings\\Administrator\\桌

面\\2 汽球.tif" \\\* MERGEFORMATINET

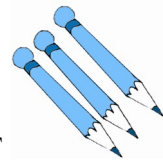


×4 = \_\_\_\_\_

A . six B . eight

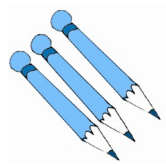
( )4. INCLUDEPICTURE "C:\\Documents and Settings\\Administrator\\桌

面\\铅笔 5.tif" \\\* MERGEFORMATINET



+ INCLUDEPICTURE "C:\\

Documents and Settings\\Administrator\\桌面\\铅笔 5.tif" \\\* MERGEFORMATINET



= \_\_\_\_\_

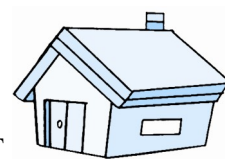
A . eight B . six

语句·应用练

三、把单词宝宝送回家。(20分)

( )1.Hello! How INCLUDEPICTURE "C:\\Documents and Settings\\

Administrator\\桌面\\房 42.TIF" \\\* MERGEFORMATINET



you?

( )2.I'm INCLUDEPICTURE "C:\\Documents and Settings\\Administrator\\

桌面\\房 42.TIF" \\\* MERGEFORMATINET  .

( )3.Glad to INCLUDEPICTURE "C:\\Documents and Settings\\

Administrator\\桌面\\房 42.TIF" \\\* MERGEFORMATINET  you.

( )4.I'm INCLUDEPICTURE "C:\\Documents and Settings\\Administrator\\


桌面\\房 42.TIF" \\\* MERGEFORMATINET  Class One , Grade Three.

( )5. INCLUDEPICTURE "C:\\Documents and Settings\\Administrator\\桌

面\\房 42.TIF" \\\* MERGEFORMATINET  is your name?

情景·交际练

四、看图，将下列句子按(A~D)排序，组成一段对话。(24分)



- ( )1.I'm nine.
- ( )2.My name's Gao Wei.
- ( )3.Good morning.What's your name?
- ( )4.How old are you?

#### 参考答案

一、略

二、1.A 2.A 3.B 4.B

三、1.E 2.B 3.D 4.C 5.A

四、1.D 2.B 3.A 4.C